

Sunbeam

# Therapeutics

Sunbeam

# Therapeutics

General Purpose Heat Pad  
Back & Neck Heat Pad

Instruction Booklet  
EP4200 and EP4400

## Consumer Hotline

In Australia

Visit [www.sunbeam.com.au](http://www.sunbeam.com.au)

Or call 1300 881 861

In New Zealand

Visit [www.sunbeam.co.nz](http://www.sunbeam.co.nz)

Or call 0800 786 232

Sunbeam

is a registered trademark.


Made in China.

Due to minor changes in design or otherwise,  
the product may differ from the one shown in this leaflet.

© Copyright, Sunbeam Corporation Limited 2007.

ABN 45 000 006 771

Released by DIBP under the  
Freedom of Information Act 1982



01/06/06

# Contents

Sunbeam's Safety Precautions	2
Features of your Heat Pad	4
Using your Heat Pad	6
Care and cleaning	7
Help Line	7

Important instructions – retain for future use.

تأكد من فهم التعليمات السلامة المذكورة أعلاه

請務必理解上述的安全預防措施。

Assurez-vous que les précautions ci-dessus relatives à la sécurité sont bien comprises

Versichern Sie sich, dass die obenstehenden Sicherheitsmaßnahmen verstanden werden

Βεβαιώστε πως οι παραπάνω προφυλάξεις ασφαλείας γίνονται κατανοητές

Pastikan bahwa tindakan-tindakan keselamatan seperti di atas dimengerti anda

Assicuratevi che le suddette norme di sicurezza siano comprese a dovere

上記の注意事項をよくお読みになり、安全を徹底してください

Уверьте се дека погоре споменатите мерки на предпазливост се добро разбрани

Asegúrese de que las precauciones de seguridad precedentes sean bien comprendidas

كارتى بىكوبى كه اجتهادات هائى بالا خطيا بزرگ بشود

გადასინჯეთ ყველაფერი ზუსტად და გაეცნეთ უსაფრთხოების წესებს

Yükarda belirtilen güvenlik önlemlerinin anlaşılığundan emin olunuz

Xin kiểm soát rằng những biện pháp an toàn kể trên được hiểu rõ

Released by DIBP under the Freedom of Information Act 1982

# Sunbeam's Safety Precautions

# Sunbeam's Safety Precautions

## SAFETY PRECAUTIONS FOR YOUR HEAT PAD.

Please read the instruction booklet carefully before using your Heat Pad. It will enable you to get the most out of your new product and to safely enjoy its many benefits. Please retain this booklet for future reference.

1. Do not use on varicose veins or other swollen or inflamed areas.
2. Do not use if you have skin disorders or open wounds.
3. If you are pregnant or suffer from diabetes consult your health care practitioner before using.
4. Do not use if you have tuberculosis, tumours, phlebitis, haemorrhages or thrombosis.
5. Do not use if you have a pace maker fitted.
6. Do not cover. Do not use under a blanket or pillow.
7. Do not use outdoors.
8. Do not use when intending to sleep.
9. Keep out of the reach of children.

If you have any concerns regarding the performance and use of your appliance, please visit [www.sunbeam.com.au](http://www.sunbeam.com.au) or contact the Sunbeam Consumer Service Line.

Ensure the above safety precautions are understood.

تأكد من قراءتها جيدا قبل استخدامها.

請務必理解上述的安全預防措施

Assurez-vous que les précautions ci-dessus relatives à la sécurité sont bien comprises

Verschem Sie zich, dass alle obenstehenden Sicherheitsmaßnahmen verstanden worden

Будьте уверены, что вы полностью понимаете все предупреждения

Pastikan bahwa tindakan-tindakan keselamatan seperti di atas dimengerti anda

Assicuratevi che le suddette norme di sicurezza siano

10. This appliance is not to be used by children or invalids without adequate adult supervision.
11. Do not use with infants, infirm people or people insensitive to heat.
12. Do not use if moist or wet
13. Do not use if folded or crumpled.
14. Do not insert needles or pins.
15. Use only with the cover supplied.
16. Do not use on sensitive skin or areas insensitive to heat.
17. Do not use the heat pad to heat animals.
18. This washable cover is not suitable for dry cleaning.
19. This appliance is not intended for medical use in hospitals.

上記の注意事項をよくお読みください

Уверьте се, че предпазните мерки са добре разбрани

Assurez-vous de que les précauciones de seguridad procedentes sean bien comprendidas

تأكد من قراءتها جيدا قبل استخدامها

Assicuratevi che le suddette norme di sicurezza siano

Yukarda belirtilen güvenlik önlemlerini anladığınızı emin olunuz

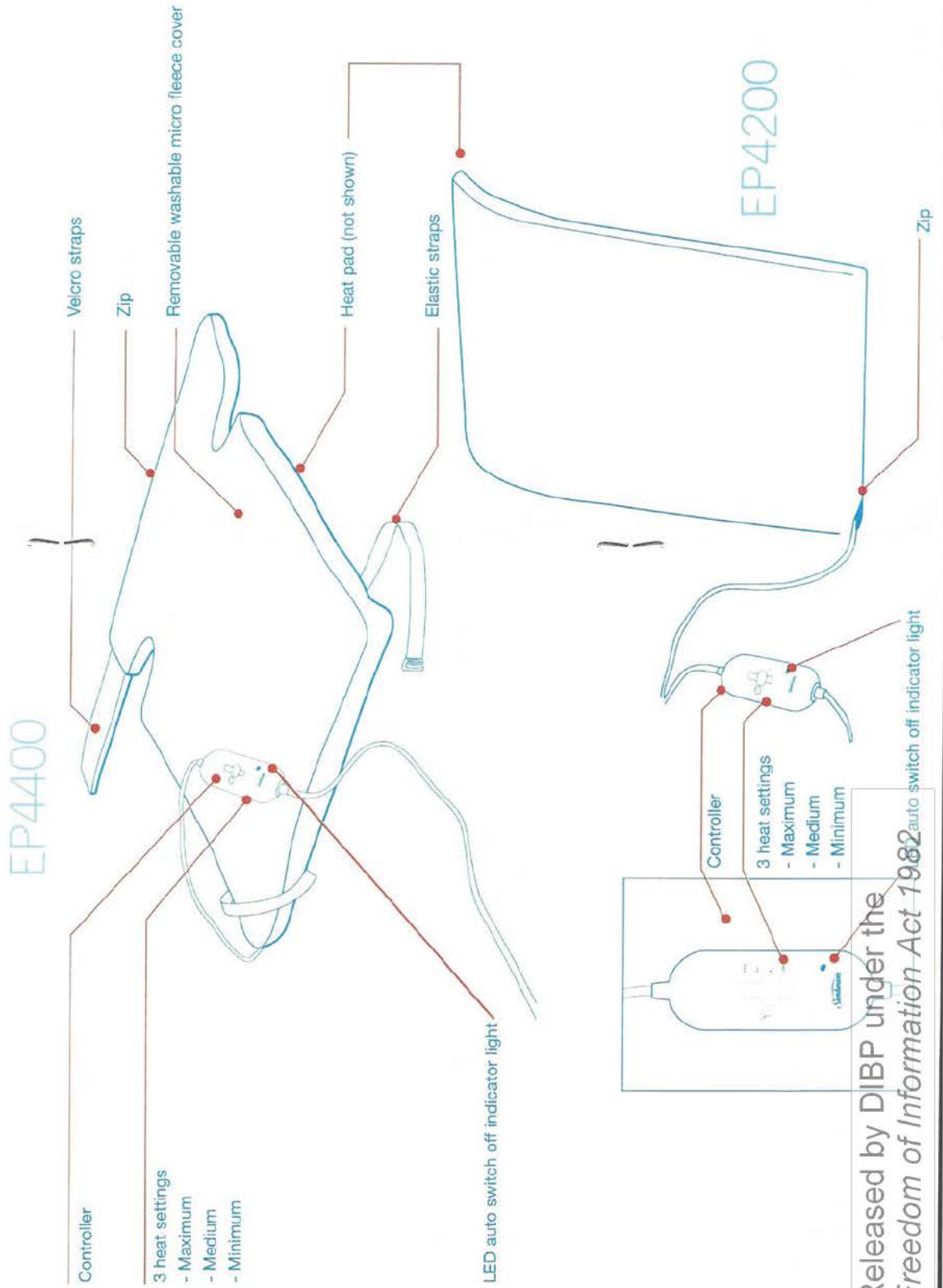
Xin kiểm tra kỹ rằng những biện pháp trên an toàn sẽ bạn được hiểu rõ

## SAFETY PRECAUTIONS FOR ALL ELECTRICAL APPLIANCES

Sunbeam are very safety conscious when designing and manufacturing consumer products, but it is essential that the product user also exercises care when using an electrical appliance. Listed below are precautions which are essential for the safe use of an electrical appliance:

1. Read carefully and save all the instructions provided with an appliance.
2. Always turn the power off at the power outlet before you insert or remove a plug.
3. Turn the power off and remove the plug when the appliance is not in use and before cleaning.
4. Do not use your appliance with an extension cord unless this cord has been checked and tested by a qualified technician or service person.
5. Always use your appliance from a power outlet of the voltage (A.C. on /y) marked on the appliance.
6. This appliance is not intended for use by young children or infirm persons unless they have been adequately supervised by a responsible adult to ensure that they can use the appliance safely.
7. Young children should be supervised to ensure that they do not play with the appliance.
8. Do not use an appliance for any purpose other than its intended use.
9. Do not place an appliance on or near a hot gas flame, electric element or on a heated oven. Do not place on top of any other appliance.
10. Do not let the power cord of an appliance hang over the edge of a table or bench top or touch any hot surface.
11. For safety reasons and to avoid maintenance by unskilled persons, some appliances are 'sealed' using tamperproof screws. Such appliances should always be returned to the nearest Sunbeam Appointed Service Centre for adjustment or repair if required.
12. Do not operate any electrical appliance with a damaged cord or after the appliance has been dropped or damaged in any manner, if damage is suspected, return the appliance to the nearest Sunbeam Appointed Service Centre for examination, repair or adjustment.
13. For additional protection, Sunbeam recommend the use of a residual current device (RCD) with a tripping current not exceeding 30mA in the electrical circuit supplying power to your appliances.
14. Do not immerse the appliance in water or any other liquid unless recommended.

# Features of your Heat Pad



Released by DIBP under the  
Freedom of Information Act 1982

# Using your Heat Pad

- Remove all packaging
- Ensure that the switch on the controller is set to the '0' off position
- Insert the plug into a suitable outlet and switch on
- For rapid heating select level 3. After a few minutes the heat pad will already be pleasantly warm.
- Place it on the part of the body that you would like to heat and then keep the setting on 3 or choose a lower heat setting by switching to level 2 or 1.



Level 1 - minimum temperature  
 Level 2 - medium temperature  
 Level 3 - maximum temperature

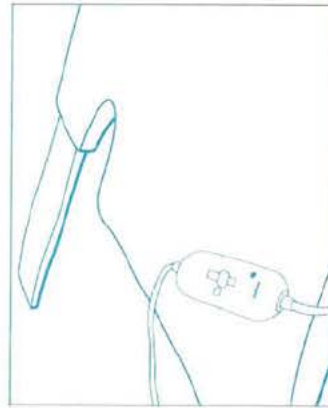


## Auto off function

- The heat pad is fitted with an automatic shutdown system. After ninety minutes of operation, the red LED light will be illuminated to show that the heat pad has switched itself off
- To switch the heat pad on again, reset the control switch to '0' off and select the required temperature again
- The heat pad can be curved around the body as required
- The heat pad can be used on a chair to apply heat to the back

## EP4400 only

- Use the elastic and velcro straps to firmly attach the heat pad to your back and neck



# Care and Cleaning

1. The Heat Pad comes with a replaceable cover that can be removed after machine washing in warm water with detergent maximum, after being removed from the heating pad.
  2. We recommend a mild detergent
  3. The cover may be tumble dried on the lowest setting for 15 minutes maximum
  4. Do not iron
  5. Not suitable for dry cleaning
  6. The heat pad itself cannot be washed or dry cleaned
  7. Do not jar or stretch
8. Do not immerse the actual heat pad in water or any other liquid.
  9. When not in use, store in a sealed plastic bag with the heat pad in a cool, dry place.
  10. Allow the heat pad to cool before storing
  11. Do not cross the appliance by stretching or folding it during storage
  12. Store in a cool, dry place
  13. Examine the quality of the plug, the light, the wire or damage if there are any signs that the appliance has been damaged, return it to your nearest Supplier Service Centre prior to any further use.

# Help Line

If you have any additional queries about using your Heat Pad, please call the Supplier Centre in Australia on 1300 881 995 or in New Zealand, please call 0800 796 232

## 2 Year Replacement Guarantee

We are so confident of the quality of our product, should this appliance develop any malfunction within 2 years of purchase (3 months commercial use) due to faulty materials or manufacture, we will replace it for you absolutely free.

Should you experience any difficulties with your appliance, please phone our customer service line for advice on 1300 025 059 in Australia, or 0800 786 232 in New Zealand.

Alternatively, simply return the faulty appliance to your place of purchase, along with your purchase receipt.

Your Sunbeam 2 Year Replacement Guarantee naturally does not cover misuse or negligent handling, and excludes breakables such as glass or ceramic items, and normal wear and tear.

Similarly, your 2 Year Replacement Guarantee does not cover damage to household surfaces as a result of water or other substances leaking from your appliance, nor does it cover freight costs.

In Australia, this guarantee is additional to the conditions and guarantees which are mandatory as implied under the Trade Practices Act 1974 and State and Territory legislation.

### Sunbeam Service Centres

Sunbeam has established a network of authorised service centres throughout Australia and New Zealand to provide quick, convenient service for our customers.

Should your appliance require repair or service, either during or after the guarantee period, contact your nearest service centre.

For a complete list of Sunbeam's authorised service centres:

#### Australia

[www.sunbeam.com.au/service-centres](http://www.sunbeam.com.au/service-centres)  
1300 881 861

#### New Zealand

[www.sunbeam.co.nz/service-centres](http://www.sunbeam.co.nz/service-centres)  
0800 786 232

Sample's in

s. 47F(1)

fully textile  
Broker Information

space to  
array

(20)

Tariff Advice Number : 18953800

Date Lodged : 7/04/2008

Confidential : N

Samples : N

IDM : Y

Description of Goods : General Purpose Heat Pad  
Back and Neck Heat Pad  
EP4200 and EP4400

These are electrically operated pads designed to be placed on or around a person and heat a specific area for pain relief and comfort. They are of vinyl construction and have a "microfibre" cover that can be easily removed and washed. They have a 3 step setting for temperature control.

Claimed Heading : 3926.90.90

Inst No :

Sched 4 Item :

Reason : Heading 9018 rejected as not used by Professional Practice  
Excluded from chapter 85 by Note 1(a) to that chapter  
Precedent 06523200 gives guidance.

Previous Advice No :

Importer ABN : s. 47G(1)(a)

Importer CAC :

Importer CCID :

Importer Name : s. 47G(1)(a)

Supplier ABN : s. 47G(1)(a)

Supplier CAC :

Supplier CCID : s. 47G(1)(a)

Supplier Name : s. 47G(1)(a)

ABN :

Owner Code :

Supplier Code :

Broker : s. 47F(1)

Broker Company : s. 47G(1)(a)

Box No : s. 47G(1)(a)

Customs Information

Source - State : 1

Port :

Type : 2

Given Heading : 3926.90.90

Inst No :

Sched 4 Item :

Multiple or Split Classification : N

Number of Multiples/Splits :

Reasons for Advice : DETAILED DESCRIPTION OF GOODS:  
Sunbeam general purpose heat pad EP4200 (300 x 400mm) and the back and neck heat pad EP4400 (380 x 520mm). Designed to ease stress and deliver warm relief to aching muscles, they provide therapeutic comfort to specific areas of the body including the back, neck and shoulders. Both models have a removable micro fleece fabric cover, three heat controller and automatic switch off.

10  
electrically  
warming  
pad  
or the like

IDENTIFICATION OF GOODS:  
Sunbeam general purpose heat pad EP4200 (300 x 400mm) and the back and neck heat pad EP4400 (380 x 520mm) having a three heat controller with automatic switch off and a removable micro fleece cover.

HEADINGS CONSIDERED:

- 3926
- 6307
- 8516
- 8543
- 9018

s. 47F(1)

HEADINGS REJECTED AND REASONS WHY:

6307: Rejected because goods being classified according to constituent material.

9018: is rejected because the goods are not used only in professional practice but designed to be used at home.

8516 & 8543: Excluded from this heading by Ch85 Note 1(a).

APPROPRIATE HEADING AND REASONS WHY:

3926: IR1, TOH other articles of plastic. Tariff precedent 6523200 has relevance. Classified according to constituent material.

APPROPRIATE SUBHEADING AND REASONS WHY:

8516

Released by DIBP under the  
Freedom of Information Act 1982



3926.90.90; IR6, TOSH other,  
TCO ELIGIBILITY OR OTHERWISE AND REASONS WHY:  
Not eligible for TCO.

Advice Status	:	F	Date	:	18/04/2008
Changed Status	:		Date	:	Code :
Decision Officer	:	s. 22(1)(a)(ii)	Phone	:	s. 22(1)(a)
File Number	:		Precedent	:	

Released by DIBP under the  
Freedom of Information Act 1982



Precedent Number : 6523200

18

Type : 5 Date last Changed : 18/01/2006

Description of Goods : Thermal treatment blanket. The blanket is an electrically operated vinyl envelope designed for wrapping around the body. A temperature controller allows temperature adjustments over three segments of the blanket. The blanket is used for the heat treatment of ligaments, arthritis etc.

Heading : 3926.90.90

Inst No :

Reason : Heading 9018 rejected. The blanket is not used by a Doctor, Dentist or Veterinarian in professional practice. The blanket has been identified as the like of "electrically warmed blankets" and excluded from Chapter 85 by Note 1(a) to that chapter. The blanket is classified according to constituent material, in this case vinyl of Chapter 39.

Advice Status : F Date : 18/03/1992

Changed Status : Date : Code :

Handwritten notes: I would heat pad can wrap around small parts of the body ✓ 3926.90.90. s. 22(1)(a)(ii)

Released by DIBP under the Freedom of Information Act 1982